

TATA STEEL

 WeAlsoMakeTomorrow

TATA
PRAVESH



URBAN-DÖRZ™

Opening to the Future, Closing to Perfection....

Distributors : Delhi & NCR

INTO YOUR WORLD

A COLLECTION OF DOORS AND WINDOWS

Enter the world of Tata Pravesh



CONTENTS

DOORS	03
WINDOWS.....	26
OTHER OFFERINGS.....	38
VIRTUAL SHOWROOM.....	42
FAQS.....	43
TATA PRAVESH PIONEERS.....	45

DISCLAIMER: Shades and textures of the products are for illustrative purpose only. For best understanding, please refer shade card or take product demo at our experience centres.



DOORS

ELEGANCE . STRENGTH . SECURITY

YOUR SECURITY IS A DOOR AWAY



A journey to a house starts with its door. A perfect door not only sets the tone for the rest of the house but also provides security for your loved ones.

NOT EVERY DOOR MATCHES YOUR NEEDS

A door needs to fulfill all your requirements and expectations. But not all doors can do that. Sometimes, that required strength is missing. Sometimes, they are not a thing of beauty. And sometimes, they are damaged by termite, water or sunlight.

DID YOU KNOW?

BURMA TEAK

- Not easily available
- Lacks quality
- Gets easily damaged by water or sunlight

NEEM

- Gets easily damaged by water or sunlight

GAMAR

- Lacks great quality
- Not termite-resistant

AKASH MONI

- Not as strong as it is claimed
- Lacks great quality
- Is not termite-resistant

SAL

- Very costly
- Not termite-resistant

WHAT IT TAKES TO MAKE A WOODEN DOOR

The process of making a wooden door is complicated and not transparent. There is no check for quality or price.

There is inconvenience and the process has multiple hassles. Wooden doors harm the environment by contributing to the problem of excessive deforestation.

While the entire world prefers beautiful and safe metal doors,
80% doors in India are still made of wood!

WOOD PANEL DOORS



8 STEPS, 6 POINTS OF CONTACT, NO CHECK FOR QUALITY

THE PROMISE OF TATA PRAVESH DOORS

Complete Door Solution | Contactless Installation*



STRENGTH

Tata Pravesh doors are 4 times more secure than wood doors*



TERMITE-RESISTANT

Tata Pravesh doors are made of steel which is naturally resistant to termites



VALUE FOR MONEY

Superior products at reasonable prices



MAINTENANCE-FREE

Tata Pravesh doors are 7 times more resistant to warpage than wooden doors*



LONGEVITY

Tata Pravesh doors have option for 5 years warranty on doors



MANY DESIGNS TO CHOOSE FROM

Wide array of styles that enhances every modern home decor



WEATHER-PROOF

High quality of steel lasts long and endures every weather condition



ENVIRONMENT FRIENDLY

100% recyclable and saves trees



HIGH QUALITY FINISH

The finish of Tata Pravesh doors is 12 times superior to wooden doors*



FIRE-RESISTANT

Since Tata Pravesh doors are made of steel they automatically resist fire

2 STEPS, 1 EXPERT

STEP 1



MEASUREMENT



STEP 2

INSTALLATION

GETTING YOUR TATA PRAVESH DOOR IS MUCH EASIER

Forget the 8 steps and 6 points of contact in wooden doors. Choose your door and leave the rest to Tata Steel!

*Conditions apply

WHY TATA PRAVESH?

Tata Pravesh doors have passed the test of strength, durability and beauty. Tata Pravesh gives you more than you need.

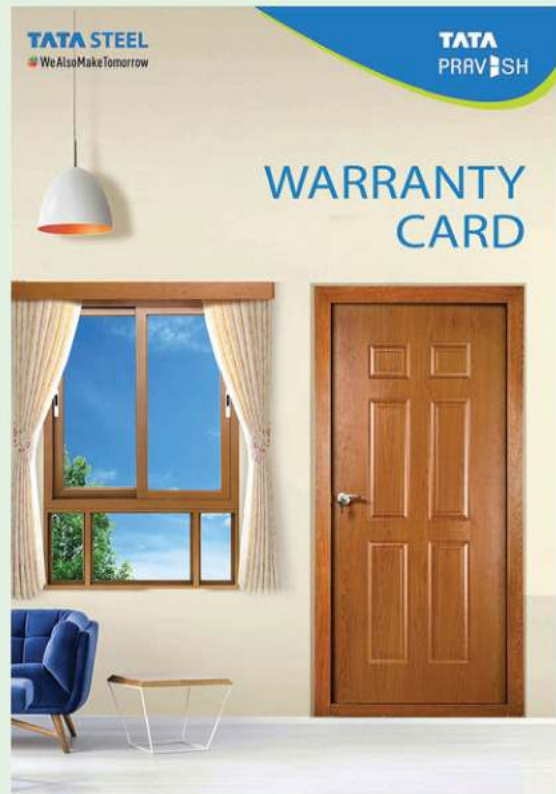
WHAT YOU WANT	FLUSH /PLYWOOD DOORS	TATA PRAVESH DOORS
TERMITE-RESISTANT	Termite infestation likely in moisture	Tata Pravesh doors are made of Steel which is naturally resistant to termites
NO SEASONAL SHRINKAGE/EXPANSION	Changes shape in moisture /heat. Making it harder to open and close!	Doesn't bow with change in temperature
DOESN'T SWING /MAKE SOUND	Butt hinges easily worn away!	Ball bearing hinges take 2 times more weight and work 8 times longer
STRONG MATERIAL	Easily broken/cut - even by a hammer!	4 times stronger
BRANDED LOCK AT THE RIGHT PRICE	Lock must be purchase and installed!	Branded locks and accessories with warranty
VARIETY OF BEAUTIFUL DESIGNS	Beauty at cost of security and strength	Many designs to choose from with the strength of steel
POLISH DOESN'T PEEL OFF	Polish needed every 2 - 3 years for look, to save from water and sunlight	UV resistant, powder-painted with State of the Art technology

UNBEATABLE SECURITY WITH UNPARALLELED QUALITY



1 YEAR WARRANTY AND OPTION TO EXTEND UP TO ADDITIONAL 4 YEARS

- Manufacturing defects and termite infestation*
- Accessories
- Colour and texture fading
- 2 AMC options available - 2 years AMC, 4 years AMC



Product warranty is applicable
on our windows range too

CHOOSE TATA PRAVESH. CHOOSE PEACE OF MIND.

Find your Tata Pravesh door as per your desire. Choose the type of door based on where you want to install it.

FOR YOUR MAIN
ENTRANCE, WE
RECOMMEND OUR
EXTERNAL DOORS



1

MORTISE LEVER + SECONDARY LOCK

INCLUDED

FOR YOUR BEDROOM
DOORS, KITCHEN DOORS ETC.
WE RECOMMEND OUR
INTERNAL DOORS



1

MORTISE/LEVER

NOT INCLUDED

TOWER BOLT
LOCKS
PEEPHOLE



NEW

FRESHEN-UP

YOUR HOME Introducing stylish
new **Oasis** doors for bathrooms

Tata Pravesh Oasis is a range of specially crafted internal doors, best suited for your bathroom and other wet areas. These doors are Akela Hi Kaafi to give your homes a fresh look!

AKELA HI KAAFI HAI

TATA PRAVESH OASIS DOORS

FEATURES



Corrosion &
Water Resistant



Robust and Durable



Quality Assured



Tested for
Bathroom Conditions**




Better aesthetic
appeal & finish

SHADES/DESIGNS



OS1



OS2



OS3

LOCK OPTIONS



One side knob
& One side key



One side
knob only

SIZES

(W x H in mm)

760 x 2134

1067 x 2134

TECHNICAL DETAILS

Material Used

Aluminium frame,
Aluminium + HPL shutter

Material Details

Frame material – Aluminium
Shutter material – Aluminium + HPL

Frame Dimension (in mm)	42 x 52
Shutter thickness	40
Shutter Sheet Thickness	1.5
Frame Sheet Thickness	1.5

** Temperature, humidity and cleaning agents (Range of typical prescribed cleaning agents or disinfectants only– no harsh acids/chemicals to be used)

* Available in North India Only

*T&C apply.

DG Secure Series

**NEW
LAUNCH**




d.g 203 COMBO

-  Integrated Door Bell
-  Mobile Access
-  OTP Access & Dual Authentication Mode
-  Audit Trail



d.g 203 COMBO



FEATURES & SPECIFICATIONS

Access Modes

- 👉 Fingerprint ID (up to 100 unique access)
- 🔑 Password (up to 100 unique access)
- 📶 RFID (up to 100 unique access)
- 🔑 Mechanical Key
- 📺 Video Door Phone (optional)
- 📱 Mobile Access (BLE & Wifi gateway)

Locking Modes

- 🔒 Auto Locking Mode
- 🔒 Manual Locking Mode
- 🔒 Privacy Locking Mode

Alarms

- 🔋 Low Battery Alarm
- 🔥 Fire Detection Alarm
- 🔒 Lock Engage Alarm
- 🚪 Intrusion Alarm

Smart features

- 👤 Anti-theft Password
- 🔊 Volume Control
- 🚪 Intrusion Detection System
- 🔑 Universal Handed Operation
- 🔋 Drain Battery Quick Fix
- 👤 Admin Control
- 🚪 Emergency Exit
- 🔔 Integrated Door Bell
- 📱 Audit Trail
- 📱 OTP Access

Door Thickness

- 🔑 35-90mm

*Suitable for both side opening

DOOR WITH DIGITAL LOCK

FEATURES

- Designed for modern homes for enhanced security needs
- Available for single leaf external doors only in Plain Wood and Embossed Wood Finish.
- 1 year warranty on the lock with option for extension

Access

- ☒ Password
- ☒ Fingerprint ID
- ☒ RFID
- ☒ Mechanical Key

Locking

- ☒ Auto Locking Mode
- ☒ Manual Locking Mode
- ☒ Privacy Mode

Alarms

- ☒ Low Battery Alarm
- ☒ Fire Detection Alarm
- ☒ Lock Detection Alarm
- ☒ Intrusion Alarm

Smart Features

- ☒ Anti-Theft Password
- ☒ Volume Control
- ☒ Intrusion Detection System
- ☒ Universal Handed Operation
- ☒ Drained Battery Quick Fix
- ☒ Admin Control
- ☒ Emergency Exit



DESIGN

Applicable for embossed finish:

Wave (E32), Ripple (E05), Coast (E01), Shell (E18)

SHADES



Sun Teak
(B0401)



Lava Teak
(B0201)



Trunk
Mahogany
(R0201)



Nest
Mahogany
(R0401)



Burgundy
Teak
(B2201)

ACCESSORIES

Ball bearing hinge, 1 Tower Bolt, Digital + Secondary Lock (for Solid Main Door), Peep-hole, Anchor fasteners, Plastic Shims and Bump-ons

MODELS

Classic, Classic Pro and Classic Gold

EMBOSSED WOOD / RAL FINISH DOOR

FEATURES

- Embossed doors are available in 3 Designs, 4 Wood grain finishes and 2 RAL finishes
- Suitable for External and Internal use with 46mm thick shutter, 1 strong tower bolt, Mortise lever lock system and a peephole (for external only) to ensure complete security
- Secondary lock also included in external doors for heightened security

SHADES



Sun Teak
(B0401)



Lava Teak
(B0201)



Trunk
Mahogany
(R0201)



Nest
Mahogany
(R0401)



Forest Brown
(RAL8017)



Snowflake
White
(RAL9010)

ACCESSORIES

SS Tower Bolt, SS Hinges, Bump Ons, Shims, Hole Caps, Anchor Bolt, Mortise Lever Lock , Peephole (for external door), Secondary Lock (for external door)

NOTE: Architrave and threshold available on request

MODELS

Classic, Classic Pro, Interio, Interio Pro and Classic Gold



EMBOSSED RANGE

Embossed wood finish doors are available in 4 design



WAVE
E32



COAST
E01



RIPPLE
E05



SHELL
E18

PLAIN WOOD FINISH DOOR

FEATURES

- Plain wood finish doors are suitable for both external and internal use e.g. bedroom, kitchen, balcony etc.
- Secondary lock also included in external doors for heightened security
- Available in 5 wood grain finishes

SHADES



Sun Teak
(B0401)



Lava Teak
(B0201)



Trunk
Mahogany
(R0201)



Nest
Mahogany
(R0401)



Burgundy
Teak
(B2201)

ACCESSORIES

SS Tower Bolt, SS Hinges, Bump Ons, Shims,
Hole Caps, Anchor Bolt, Lever Lock,
Peephole (for external door),
Secondary Lock (for external door)

NOTE: Architrave and threshold available on request

MODELS

Classic, Classic Pro, Interio, Interio Pro and Classic Gold




PLAIN STEEL FINISH DOOR

FEATURES

- Plain steel finish doors are available in 2 attractive non-wood finish textures.
- These doors are for internal use and can be installed in bedroom, kitchen, balcony or used as utility doors

SHADES



Forest Brown
(RAL8017)



Snowflake
White
(RAL9010)

ACCESSORIES

SS Tower Bolt , SS Hinges, Bump Ons, Shims, Hole Caps, Anchor Bolt, Lever Lock

NOTE: Architrave and threshold available on request

MODELS

Interio, Interio Pro, Classic and Classic Pro



FLY MESH DOOR

FEATURES

- High quality and rust proof fly mesh to keep insects at bay without obstructing the flow of breeze
- Safety grill also offered in the mesh shutter for additional security
- Available with Embossed and Plain wood finish doors

SHADES



Sun Teak
(B0401)



Lava Teak
(B0201)



Trunk
Mahogany
(R0201)



Nest
Mahogany
(R0401)



Burgundy
Teak
(B2201)

ACCESSORIES

SS Tower Bolt, Lever Lock, SS Hinges, Bump Ons

NOTE: Architrave and threshold available on request

MODELS

Deluxe and Deluxe Pro



DOUBLE LEAF DOOR

FEATURES

- Offered as external doors, suitable for main entrance.
- Available in Embossed and Plain Wood Finish.
- Safety grill also offered in the mesh shutter for additional security.
- Also offered with single mesh shutter (upto 1200 mm width) to keep insects at bay without obstructing the flow of breeze.
- Available in equal door shutters only.

SHADES



Sun Teak
(B0401)



Lava Teak
(B0201)



Trunk
Mahogany
(R0201)



Nest
Mahogany
(R0401)



Burgundy
Teak
(B2201)

ACCESSORIES

SS Tower Bolt, SS Hinges, Bump Ons, Shims, Hole Caps, Anchor Bolt, Lever Lock, Peephole (on the active shutter), Secondary Lock

NOTE: Architrave and threshold available on request

MODELS

Royal, Royal Pro, Supreme and Supreme Pro



REFLECTIONS NATURA SERIES

Choice of 6 unique wood-finish doors in classic and contemporary styles. 6 lock designs in 2 different finishes to match design of shutter. Matching door handles, tower bolts and door stopper.

Design code: NS 01



Design code: NS 02



Design code: NS 03



Design code: NS 04



Design code: NS 05



Design code: NS 06



ACCESSORIES



Optio | FUME



Argus | FUME



Atelier | FUME



Siera
HAMILTON GOLD



Atelier
HAMILTON GOLD



Secondary Lock | FUME



Vitro | FUME



Euro Cylinder
FUME (FM)
HAMILTON GOLD (HG)



Mortise lock



Peephole



Secondary Lock | GOLD

MODELS

Reflections, Reflections Pro and Reflections INT

NOTE: Architrave and threshold available on request.
Reflections doors available only in single leaf and single rebate.
For best understanding of design and colour, please refer shade card.
Available for South, East and West India.

LOCK OPTIONS



DORSET (MLIP06SC)
[EXTERNAL
DOOR LOCK]



DORSET (MLIP07SC)
[EXTERNAL
DOOR LOCK]



DORSET (MLIP112)
[SECONDARY
LOCK - DEFAULT
WITH ALL
EXTERNAL DOORS]



**RYOBI
(CONCEALED FLUSH BOLT)**
[EXTERNAL DOOR -
DOUBLE LEAF]



DORSET (HLIP07SC)
[INTERNAL DOOR]



DORSET (ML124 FM)
[REFLECTIONS DOOR]



DORSET (ML124 HG)
[REFLECTIONS DOOR]



DORSET (MLKEDIA06SC)
[EXTERNAL DOOR -
KERALA ONLY]



DORSET DG203 COMBO
[EXTERNAL DOOR -
DIGITAL LOCK]*

STANDARD DOOR SIZES

(in mm)

SINGLE LEAF DOOR								
WIDTH	HEIGHT							
	1950	2050	2057	2100	2134	2287	2375	2439
760			✓	✓	✓		✓ #	✓
900		✓		✓				
915	✓		✓		✓	✓	✓ #	✓
990							✓ #	✓
1000		✓		✓				
1050	✓			✓				
1067			✓		✓	✓	✓ #	✓
1100				✓				
1200			✓	✓	✓	✓	✓	✓

Embossed doors available in widths greater than 850 mm

#Not available for Reflections Door.

DOUBLE LEAF DOOR STANDARD SIZES						
WIDTH	HEIGHT					
	2062	2100	2134	2287	2375	2439
925	✓					
1000	✓					
1077	✓					
1200		✓	✓			
1524			✓	✓ *	✓ *	✓
1830			✓	✓ *	✓ *	✓
2134				✓ *	✓ *	✓

*Selectively available. Please confirm availability with your sales executive.

Supreme & Pro is available till 1200 mm width

NOTE: The sizes mentioned are for the wall opening to be created for product installation

ONE-STOP-DOOR-SOLUTION

Tata Pravesh doors come with all required infills and branded accessories.





WINDOWS

PANORAMA . STRENGTH . ELEGANCE

TYPES OF WINDOWS PREVALENT

Classification based on material

WOODEN WINDOW



CONSUMER ISSUES

- Prone to termite attack
- Not resistant to weather and water
- High maintenance as polish wears off in few years
- Warpage

STEEL PRESSED WINDOW



CONSUMER ISSUES

- Not aesthetic
- Not easy to clean
- Prone to corrosion

UPVC WINDOW









CONSUMER ISSUES

- Friction stays make casement window difficult to operate
- Window surface may get damaged with continuous exposure to sunlight

YOUR NEEDS AND MORE

Tata Pravesh windows give the same security, strength and beauty, like a Tata Pravesh Door.

WHAT YOU WANT	WOODEN WINDOW	TATA PRAVESH WINDOWS
 TERMITE-RESISTANT	Prone to termite attack	Metal is naturally resistant to termite
 STRONG MATERIAL	Easily broken /cut- even by a hammer!	4 times stronger
 SEEPAGE RESISTANT	Not resistant to water seepage	Resistant to water seepage
 EASY TO CLEAN	Not easy to clean	Easy to clean
 DURABLE	High maintenance as polish wears off in few years	Highly durable*
 WEATHER-PROOF	Due to weather fluctuations, the shape of window changes	Resistant to any such changes

WHAT DOES A 4X4 WINDOW COST FOR THE MATERIAL YOU WANT?

Cost of the frame	Together use 16 - 25 sq. ft. wood	6,000 - 2,2000 basis material
Cost of the shutter		
Cost of the lock		100 - 500
Glass	Cost of accessories	
Hinges		
Handle		750 - 2,500
Bolts		
Others		
Cost of painting/polishing		750 - 2,500
Cost of labor		500 - 2,500
Total cost of the window		₹ 8,000 – 30,000



SWING & SLIDE WINDOW

PRODUCT HIGHLIGHTS

- First-of-its-kind window with a dual swing and slide functionality and offers upto 95% clear opening
- Made with galvanized steel with a UV resistant powder coated powder coating
- Easy to clean with special channel design to flush out rain water/dust
- Fitted with twin gas springs to withstand high wind pressure and dampen any rattling sound
- PU foam gasket to prevent rainwater seepage and better thermal insulation

SHADES



Forest Brown
(RAL8017)



Sun Teak*
(B0401)



Lava Teak*
(B0201)



Trunk
Mahogany*
(R0201)




Nest
Mahogany*
(R0401)

*Decorative Frame Only

TYPES OF GLASSES



Clear float
glass



Tinted
glass

INCLUDED ACCESSORIES

Clear Float Glass, SS Hinges, Gas Spring , Shims, Hanging Rollers, Brass Handles, Brass Tower Bolts With SS Plates decorative frame, safety grill and retractable and collapsible mosquito net (optional), Tinted glass (optional)

MODELS

Vista and Vista Plus

NOTE : Available with grill & mesh on request.



SLIDING WINDOW

PRODUCT HIGHLIGHTS

-
-
- 5mm toughened glass and metal profiles to withstand wind pressure
- Leakage proof rubber gaskets which offer better thermal insulation
- Powder coating of 60-80 microns for excellent finish



Sun Teak
(B0401)



Lava Teak
(B0201)



Trunk
Mahogany
(R0201)




Nest
Mahogany
(R0401)



Forest
Brown
(RAL8017)



Snowflake
White
(RAL9010)



(B)*



(K)*

* Only Available in Pebble Slide

TYPES OF GLASSES



Clear float
glass



Frosted
glass



Karatachi
glass



Tinted
glass

INCLUDED ACCESSORIES

Toughened Glass, SS304 Mesh Shutter, Spring Lock, PVC Latch Handle

MODEL

Canvas, Pebble slide (East And South India)

EAST AND NORTH INDIA



SOUTH AND WEST INDIA



CASEMENT WINDOW

PRODUCT HIGHLIGHTS

- Available in 7 wood finish shades and 2 RAL shades
- Hinged shutters with clear float vision glass and grill
- High quality, retractable and collapsible mosquito net (East & North India)/ mesh Shutters (West & South India) also available to keep insects at bay Karatachi, tinted and frosted are other glass options available

SHADES



Sun Teak
(B0401)



Lava Teak
(B0201)



Trunk
Mahogany
(R0201)



Nest
Mahogany
(R0401)



Snowflake White
(RAL9010)



Forest Brown
(RAL8017)

Not applicable for South India.

*Available only in East & North India



(B)



(K)




Forest Brown
(RAL8017)



Snowflake White
(RAL9010)

For West & South India only.

TYPES OF GLASSES




Clear float
glass



Frosted
glass



Karatachi
glass



Tinted
glass

INCLUDED ACCESSORIES

Clear Float Glass, Safety Grill, SS Hinges, SS/Bakelite Handles, Tower Bolt Stopper

MODELS

Pebble Super, Pebble Ultima (South & West India), Pebble Eco & Pebble Eco Pro (South & East India), Pebble super Neo, Pebble Ultima Neo, (North & East India), Pebble 4K Basic and Pebble 4K (South & West India)

WINDOW WALL OPENING SIZES

(in mm)

CASEMENT WINDOW				
WIDTH	HEIGHT			
	762	1219	1400*	1524
457	✓	✓		✓
500			✓	
914	✓	✓		✓
1000			✓	
1219	✓	✓		✓
1500			✓	
1524		✓		✓
1674		✓		✓
2000			✓	

* Only available for Casement window – Pebble Super Neo, Pebble Ultima Neo, Pebble 4K Basic and Pebble 4K, Pebble Eco & Pebble Eco Pro

SLIDING WINDOW					
WIDTH	HEIGHT				
	762	1219	1400	1524	1674
914	✓	✓		✓	
1000			✓		
1219	✓	✓		✓	
1500			✓		
1524		✓		✓	
1674		✓		✓	✓*
2000			✓		

* Not available in Pebble Slide

SWING & SLIDE WINDOW			
WIDTH	HEIGHT		
	1219	1524	1830
914	✓	✓	
1219	✓	✓	✓
1524	✓	✓	✓
1830	✓	✓	✓

NOTE: The sizes mentioned are for the wall opening to be created for product installation

ACCESSORIES



CSK PHILIP HEAD SCREWS



ANCHOR PLUGS



SS BALL BEARING HINGES



SHUTTER CORNER BRACKETS



GLASS RUBBER BEADING (U-TYPE)



PLASTIC SHIMS



SELF-TAPPING CSK PHILIP HEAD SCREWS



OUTER FRAME HANDLE CAP



TOWER BOLT WITH POWDER COATING



SHUTTER FRAME HANDLE CAP



STOPPER



NYLON ANCHORS



LATCH HANDLE

OTHER OFFERINGS



FRENCH DOOR

FEATURES

- An aesthetic solution with beauty of window and functionality of a door allowing light and ventilation inside the house
- Fully foldable with 97% opening. Shields against strong winds, is leakage proof and offer sound insulation upto 45 db
- Suitable for lawn opening, balcony, patio, as garage door or room partition

DESIGN

Executive: Openable 5mm clear float glass + collapsible mesh + grill with optional features like 6mm toughened glass, sun ban/tinted glass

SHADES

RAL Shades:



Forest Brown
(RAL-8017)



Snowflake
White
(RAL-9010)

ACCESSORIES

SS hinges, gas springs, gaskets, 3 way mortise lock, concealed tower bolt, mesh, grill

MODELS

Model	Description
Lumiere Pro	French Door Executive + Grill + Mesh

EXECUTIVE



STANDARD SIZES (MM)

WIDTH	HEIGHT		
	2134	2440	2285
2134	✓	✓	✓
2440	✓	✓	✓

DOOR WITH VENTILATOR

FEATURES

- An aesthetic offering for covering larger wall openings. Allows more natural light and ventilation inside rooms
- This combination is available for door with 100 mm frame only.
- The ventilators are offered in both openable/fixed format and come with clear float glass and safety grills
- Available with single leaf doors only

DESIGN

Applicable for Embossed Finish:

Wave (E32), Ripple (E05), Coast (E01), Shell (E18)

SHADES

RAL Shades:



Forest Brown
(RAL-8017)



Snowflake
White
(RAL-9010)

Wood Finish Shades:



Sun Teak
(B0401)



Lava Teak
(B0201)



Trunk
Mahogany
(R0201)



Nest
Mahogany
(R0401)



Burgundy
Teak
(B2201)

STANDARD SIZES

Ventilator height 457 mm

Width (mm)	760	915	1050	1067	1200	1219	1524	1674
Height (mm)	457	457	457	457	457	457	457	457

MODELS

Emerald (North and East India), Emerald Gold and Shell (South and West India)



MODEL DEFINITION

DOORS	
MODEL	DESCRIPTION
Classic	External Single Leaf Solid Door with 100 mm Frame
Classic Pro	External Single Leaf Solid Door with 152.4 mm Frame
Deluxe	External Single Leaf Solid Door + Single Mesh Shutter with 170 mm Frame
Deluxe Pro	Single Leaf Solid Door + Single Mesh Shutter with 170 mm Frame + Grill
Interio	Internal Door with 100 mm Frame
Interio Pro	Internal Door with 152.4 mm Frame
Royal	External Double Leaf Solid Door with 100 mm Frame
Royal Pro	External Double Leaf Solid Door with 152.4 mm Frame
Supreme	External Double Leaf Solid Door + Single Mesh Shutter with 170 mm Frame
Supreme Pro	External Double Leaf Solid Door + Single Mesh Shutter with 170 mm Frame + Grill
Reflection	External Single Leaf Solid Reflections Door with 100 mm Frame
Reflection Pro	External Single Leaf Solid Reflections Door with 152.4 mm Frame
Reflection INT	Internal Single Leaf Solid Reflections Door with 100 mm Frame

WINDOWS	
MODEL	DESCRIPTION
Pebble super neo	Casement Window with 100 mm Frame (North & East India)
Pebble Ultima neo	Casement Window with 170 mm Frame + Mesh (North & East India)
Pebble Slide	Sliding (2.5 Track) Window with 95x44 mm Frame (WINS)
Pebble 4K	Casement Window + Mesh (South & West India)
Pebble 4K Basic	Casement Window with 72x55 mm Frame (4k Series) without Mesh (South & West India)
Canvas	Sliding window (2.5 track)
Vista	Swing & Slide Window + Decorative Frame + Grill
Vista Plus	Swing & Slide Window + Decorative Frame + Grill + Mosquito Net
Pebble Eco	Casement double rebate window with 100*45mm frame (South & East India)
Pebble Eco Pro	Casement double rebate window with 100*45mm frame + Mesh 0.0 (South & East India)

VENTILATORS	
MODEL	DESCRIPTION
Emerald	Openable Ventilator with 100 Frame + Grill (North & East India)
Shell	Fixed ventilator with 100 mm frame + Grill (South & West India)

VIRTUAL SHOWROOM



FEATURES



Immersive Store Experience



Download Brochures



Complete Product Range



Purchase Enquiry



Product Trial through Augmented Reality

Experience the stunning range of Tata Pravesh doors and windows from the comfort of your home - Scan to explore!



FAQs



What are the five variants of steel doors available?

Tata Pravesh doors are available in five variants: Embossed Wood Finish, Plain Wood Finish, Embossed Plain Steel, Plain Steel and Reflection Natura Series.



What is the right size of the wall opening to be kept to install Tata Pravesh door?

The wall opening will depend on the chosen door size from among the sizes illustrated.



How do I get the Tata Pravesh door installed?

Tata Pravesh door will be installed by a trained installation team. **You may fix the date and time of installation of the door with the dealer.**



How long will it take for my door to get delivered?

The delivery time will vary as per availability and location and needs to be discussed with the dealer at the time of purchase.



How should my door be stored before fitting?

It is suggested that the door should be delivered at the time of installation to prevent any damage to the door. In case the delivery of door is taken before the scheduled installation, the **door should be kept flat on a raised surface.** No heavy object should fall on the door.



How do I change the lock on my door?

The lock will be installed by the trained installation team during door installation. In case you wish to change the lock in the future, you may contact your dealer or call at the toll free number 18004199200.



Will a Tata Pravesh door rust?

Tata Pravesh door will not rust as long as the outer coating of the door remains intact.



Will the finish of the door peel off or get spoilt?

The finish of the door is factory engineered and will not get spoilt unless the door comes in contact with harsh chemical or a heavy object which can destroy the outer coating of the door.



Will the door get dented or cracked?

Although Tata Pravesh door is made from high quality steel, it may get dented with rough use.



Can I paint the door?

Painting the door will remove the wood finish of the door. Hence, for the elegant look and natural wood finish, it is advised not to paint the door.

WITH TATA PRAVESH, YOUR RELATIONSHIP WITH TATA STEEL GROWS STRONGER

DON'T FORGET TO COLLECT YOUR RECEIPT FROM THE DEALER

Ensure that you leave the correct space in wall for installation as per door/window chosen and do not install a wooden frame



Contactless Installation* ☎ **1-800-4199-200**
Let our expert guide you through this journey.



Scan the QR code to order online on aashiyana.tatasteel.com

MEET THE TATA PRAVESH PIONEERS



GYANENDRA KUMAR, PATNA

Tata Pravesh doors and windows require no maintenance and have warranty. The superior branded lock system ensures that the keys can never be duplicated. Tata Pravesh doors and windows have made my home truly beautiful.



KANTA RANGHI, ROHTAK

Tata Pravesh doors don't bend or shrink during monsoon like wooden doors and are termite-proof. I no longer have to face the hassle of calling a carpenter.



CHANCHAL KUMAR DAS, KOLKATA

Using Tata Pravesh external door for my main entrance has spared me the cost of a separate collapsible gate. The best thing is that I won't have to spend time and money on polishing these steel doors.



ROHTASH SINGH, BHIWANI

Tata Pravesh doors are way better than wooden doors in terms of quality, strength and security. Now I can go for holidays with complete peace of mind.



BHARATBHAI KESHAVAL, AHMEDABAD

When you are choosing a Tata Pravesh steel door, you are making an environment-friendly decision. You are saving trees by not using wooden doors.



SHIVASHANKAR DHOTRAD, HUBLI

Tata Pravesh steel doors look as beautiful as a wooden door. Nobody can tell that these doors are not made of wood. With a warranty for manufacturing defects, these doors are the best alternative to wooden doors.



*Scan the QR codes to watch their stories



**For Enquiries,
Call Us On:
+91 98110 50751
+91 99991 07051**

*T&C apply

www.tatapravesh.com |     Join us on tatapravesh | Contactless Installation* |  1-800-4199-200 |  95133 05027

VERSION NO. PRAVESH/APRIL/R/2024